REV.	ZONE	DESCRIPTION	DESIGN	DATE
B		NEW		

RoHS Compliant

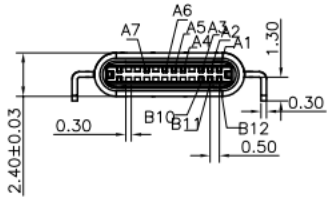

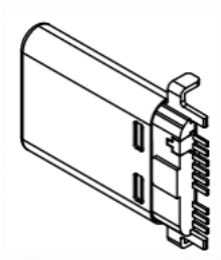

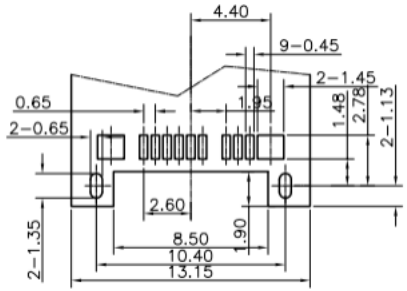

RECOMMENDED P.C.B. LAYOUT
TOLERANCE UNSPECIFIED ±0.05mm

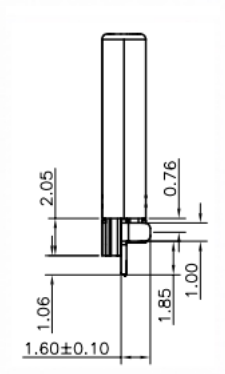

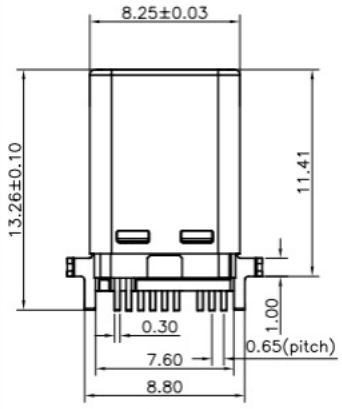

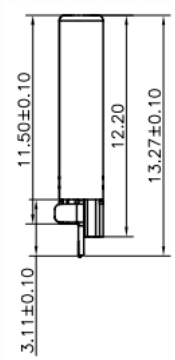

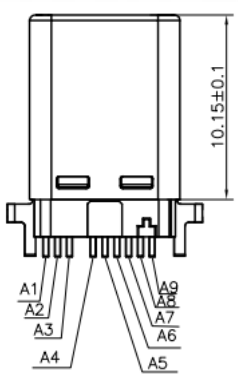

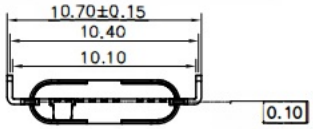

Specification:

1.Electrical Characteristics:
- Contact Current Rating: 3 Amperes Max.
- Rated Voltage: 30V Max.
- Dielectric Withstanding Voltage: AC 100V r.m.s.
- Insulation Resistance: 100 MΩ Minimum.
- Contact Resistance: 40 mΩ Maximum.

2.Environmental:
- Operating Temperature: −30°C~+85 C.

3.Mechanical Characteristics:
- Insertion Force: 20N MAX.
- Withdrawal Force: 5~20N.
- Durability Cyeles: 10000 Cyeles.

A12	A11	A10	A9	A8	A7	A6	A5		A3	A2	A1
			VBUS		D-	D+	CC		TX1-	TX1+	GND
									RX1-	RX1+	
B1	B2	B3	B4	B5	B6	B7	B8	B9	B10	B11	B12

X. ±0.50	X.° ± 2°	UNITS mm	Shenzhen Jiatel Hardware Electronics Co.,Ltd
.X ±0.30	.X° ± 1°		
.XX ±0.10	.XX° ± 0.5°	MAT'L	TITLE: TYPE C 9PIN
.XXX ± 0.05			
		FINISH	APPD: / DWG NO.: 1080008
		Q TY	CHKD:
			DR: / SCALE 1/1 / SHEET 1/1 / REV. A1

NO.	NAME	DESCRIPTION
5	EMC SPRING	Stainless Steel;T=0.10mm;
4	CONTACT	Copper Alloy;Au1u";
3	LATCH	Stainless Steel;,T=0.3mm;
2	HOUSING	LCP Thermoplastic,UL94V-0;
1	SHELL	Stainless Steel,T=0.15mm;

由 Autodesk 教育版产品制作
由 Autodesk 教育版产品制作