No. of Contacts	DIM A	DIM B
2	-----	2.54
4	2.54	5.08
6	5.08	7.62
8	7.62	10.16
10	10.16	12.70
12	12.70	15.24
14	15.24	17.78
16	17.78	20.32
18	20.32	22.86
20	22.86	25.40
22	25.40	27.94
24	27.94	30.48
26	30.48	33.02
28	33.02	35.56
30	35.56	38.10
32	38.10	40.64
34	40.64	43.18
36	43.18	45.72
38	45.72	48.26
40	48.26	50.80
42	50.80	53.34
44	53.34	55.88
46	55.88	58.42
48	58.42	60.96
50	60.96	63.50
52	63.50	66.04
54	66.04	68.58
56	68.58	71.12
58	71.12	73.66
60	73.66	76.20
62	76.20	78.74
64	78.74	81.28
66	81.28	83.82
68	83.82	86.36
70	86.36	88.90
72	88.90	91.44
74	91.44	93.98
76	93.98	96.52
78	96.52	99.06
80	99.06	101.6

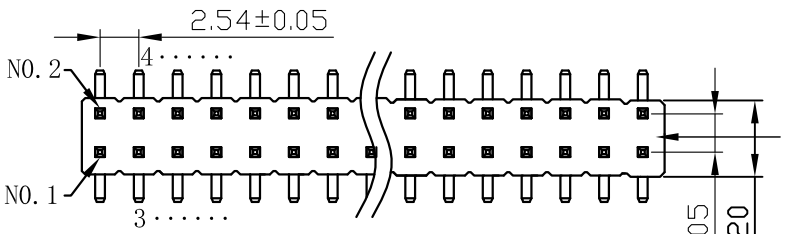

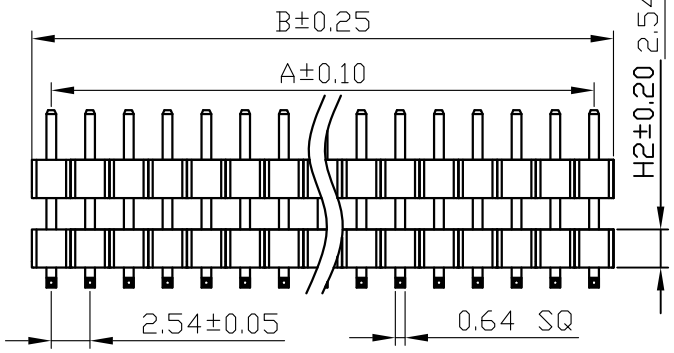

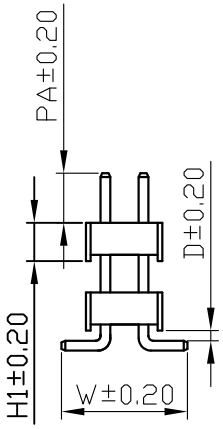

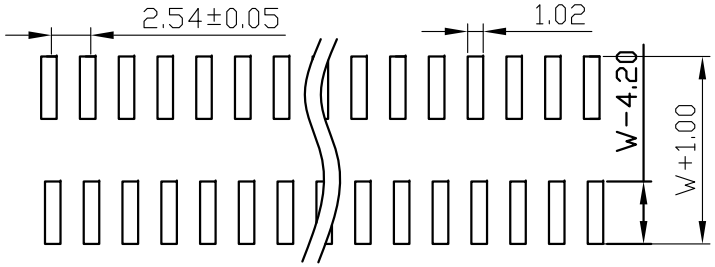

PCB LAYOUT

SPECIFICATIONS:

Current Rating: 3.0 AMP
Contact Resistance: 30mΩ Max
Insulation Resistance: 1000MΩ Min
Withstand Voltage: 600V AC/minute
Operation Temperature: -40°C to +105°C

MATERIALS:

Contact Material: Copper Alloy
Contact Plating: Gold over 50u" Ni
Insulator Material: PBT, Polyester(UL94V-0)

Dimension antitheses list(尺寸对照表)								
Item(项目)	A	B	L	PA	D	W	H1	H2
Dim	见左表	见左表	XX	6.00	1.20	7.40	2.50	2.50
参考尺寸（普通）						7.40		

REV	ZONE	LTR	DESCRIPTION.	ECN.NO.	Date
E					
D					
C					
B			增加参考尺寸栏	0912013	12/23-09
A			RELEASED		06/10-09

Units mm Scale 2:1

Tolerance Unless Otherwise Specified
.X ~ ±0.30
.XX ~ ±0.25
.XXX ~ ±0.20
Angle ~ ± 3°

Drawing By Wei Peng Date
Check By Hai Gao Date
Approval By EircZhang Date

Shenzhen Jiatel Hardware Electronics Co.,Ltd
www.jiatel.com

Date 2009/10/06
Sheet 1 of 1
Title 2.54mm Double ROW SMT Header
Thirt Angle Projection
Drawing No. 3132XXM142
REV B
File Path L\E\FXTZ\PZXL\2.54PZ